



Greening your Holiday Tree

Easy & environmentally-friendly tree ornaments

Egg Carton Bells

Supplies needed to make this ornament:

- Egg carton
- Scissors
- Bells
- Raffia or any other recycled string

Optional:


- Paint, beads, scrap fabric, sequins, etc. (use your imagination or whatever you can recycle to decorate your bells for the tree.)

Instructions

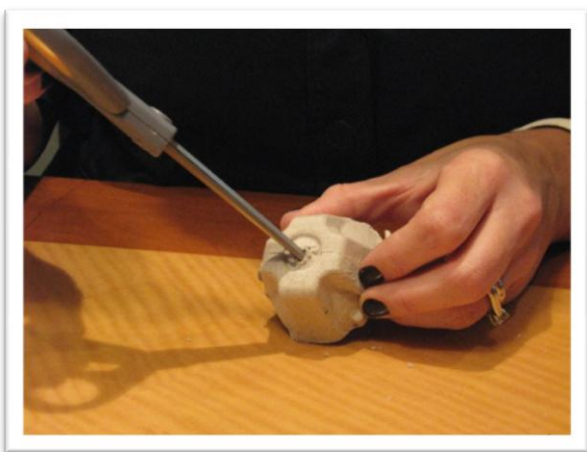
1. Cut one egg cup out from the egg carton
2. Poke a hole in the top of the egg cup using scissors or a pen
3. Cut a piece of raffia or string and string it through the bell
4. String both ends of the raffia through the hole in your egg cup so the bell is inside the egg cup
5. Tie a knot at the top of the raffia
6. Decorate your egg cup bell with recycled fabric or paint




Supplies



Step 1



Step 2



Step 3



Step 4



Complete